



District Report Card: 2017


State: Gujarat	District: Junagadh
Class: 3	Subject: Language
Schools: 61	Students: 1104


Participation/Coverage


Students

 GENDER	Boys		Girls	
	Number	%	Number	%
	492	44.57	612	55.43

 AREA	Rural		Urban	
	Number	%	Number	%
	839	76.00	265	24.00

 CATEGORY	SC		ST		OBC		GEN	
	Number	%	Number	%	Number	%	Number	%
	131	11.87	40	3.62	827	74.91	106	9.60

 CWSN	LD	VI	HI	S&LD	ID	Oth
	2	5	2	2	3	5

 Management	Government		Government-aided	
	Number	%	Number	%
	1104	100.00	0	0.00

Average Performance of Students in Language (%)

Overall	Gender		Area		Management		Social Group			
	Male	Female	Rural	Urban	Govt.	Aided	SC	ST	OBC	GEN
74.17	72.22	75.73	74.18	74.14	74.17	0.00	73.54	75.33	73.97	76.04

Performance on Learning Outcomes (LOs)

Learning Outcomes	Description	Average Performance(%)
L304	Reads small texts with comprehension i.e., identifies main ideas, details, sequence and draws conclusions	75.06
L312	Reads printed scripts on the classroom walls: poems, posters, charts etc.	72.37

Range of Performance of Students who Answered Correctly							
Below 30%		30% - 50%		50% - 75%		Above 75%	
Number	%	Number	%	Number	%	Number	%
54	4.89	91	8.24	336	30.43	623	56.43

Lowest Performing Learning Outcomes (LOs)

1 - Reads printed scripts on the classroom walls: poems, posters, charts etc. (72.37)

2 - Reads small texts with comprehension i.e., identifies main ideas, details, sequence and draws conclusions (75.06)